


FAIRFIELD POLICE DEPARTMENT

Monthly Report – August 2021



Chief Robert Kalamaras

Fairfield Police Department

www.fpdct.com



Section 1: Bureau / Division Reports

Field Services Bureau \ Noteworthy Police Work

Retirements/Resignations

Assignments

Bureau Reports

Section 2: Statistical Activity Summary

Calls for Service Totals

Alarm Response Summary

Motor Vehicle Activity

Parking Ticket Summary

Criminal Arrest Summary

Domestic Violence Arrest Summary

Calls for Service Breakdown Report

Section 1: Bureau / Division Reports

Field Services Bureau \ Noteworthy Work

August proved to be a very busy and productive month as nine *Letters of Commendation* were written by Captain Keith Broderick where he commended Officers, Sergeants and Detectives for their outstanding work and two Officers received *Letters of Recognition*.

The first week of August was highlighted with **Officer Felix Gonzalez** being honored with a special *Hartford Health* coin for his exceptional life-saving skills that he exemplified on a June 29th emergency medical call. He responded within seconds from a dispatched call and with the aid of a bystander, he was able to remove an unresponsive individual from their car and began chest compressions. Shortly thereafter, the Fire Department arrived and administered advanced life-saving care with an external defibrillator. Due to Officer Gonzalez's rapid response and decisive reaction, the patient after a brief stay in the hospital returned home to his family. **Officer Felix Gonzalez** received a *Letter of Recognition* from Captain Broderick for his timely, brave actions. This life-saving event followed on the heels of another case, where he rendered aid to an individual who was also initially unresponsive. After proper identification and further investigation, it was discovered that the individual had a fully extraditable warrant for a bank robbery in Pennsylvania. The Fugitive from Justice was taken into custody and extradited back to PA. Officer Gonzalez was commended by his supervisors for his thoroughness in the investigation, which led to the capture of a violent fugitive and possibly the prevention of future crimes in town.

A *Letter of Commendation* was given to **K9 Officer Franck DeAngelis** for his persistence and determination for his tracking with **K9 Sammy**; where, together they successfully located a suspect who had tampered with his ankle monitor device and was in violation of an active Protective Order. After careful coordination with surrounding patrols and setting up a perimeter, the apprehension of a dangerous suspect on felony charges resulted and prevented serious physical injury and emotional trauma to the victim.

Another K9 Team from the department **K9 Officer Daniel Chase** and **K9 Jake**, along with **Sergeant Donald Matejek**, were commended by their supervisors for successfully locating a subject that was hiding in deep vegetation after a foot pursuit when the occupants bailed from a stolen car. The proactive police work recovered stolen property, evidence and the capture of a felon.

Officer Chanse Wilkie and **Officer Joseph Kalson** also received *Letters of Commendation* for their keen observation of a prisoner who was acting suspiciously and attempted to inflict a life threatening action upon themselves. Both Officers were commended for preventing serious bodily harm and/or death while the prisoner was in police custody.

Our **Quality of Life Unit** was assigned a robbery case and very quickly they were able to identify three juveniles who were responsible for the robbery, along with multiple robberies and stolen vehicles throughout Fairfield and New Haven Counties. **Detectives Alex Fucci, Eric Fuller and Michael Zerella** were commended by their supervisors and Captain Broderick for their excellent teamwork and communication skills which led to the juveniles being charged and thusly, the suspects were stopped from continuing their crime spree.

To round out our roster of notable work in keeping Fairfield safe, **Officer Brian Griffin** received a *Letter of Recognition by a Citizen* for his care with two separate calls. In both instances, the resident acknowledged Officer Griffin’s “resourcefulness” and care shown at both responses as being “very helpful....diligent and kind-hearted”.

In conclusion, Captain Broderick proudly shares that **Officer Chris Rubis, Jr.’s** completion of probation was voted for approval by the Board of Commissioners. ***Congratulations Chris and best of luck on your long and prosperous career at Fairfield PD!***

Retirements/Resignations

Officer John Mirra - Resigned August 3, 2021



Detective Dan Hallama – Retired August 31, 2021



Promotions and New Assignments

The Emergency Services Unit held tryouts for two open positions on the team. Officers Felix Gonzalez and Phil Galaske were selected as team members. There will be a promotional exam held for the rank of Detective coming up in November, 2021.

Special Services Bureau

<i>Traffic Safety Unit</i>	Jan	Feb	Mar	Apr	May	Jun	Jul	Aug	Sep	Oct	Nov	Dec
<i>Traffic Stops</i>	465	319	484	662	290	195	328	502				
<i>Infractions Issued</i>	66	134	245	452	155	108	211	305				
<i>Misdemeanor Summons</i>	4	12	13	9	9	7	11	9				
<i>Accidents Investigated</i>	14	48	26	14	40	39	49	30				
<i>Child Seat Installations</i>	0	0	5	5	2	0	5	1				
<i>DUI Arrests</i>	0	5	9	2	2	0	5	3				

<i>Traffic Crash Unit</i>	Jan	Feb	Mar	Apr	May	Jun	Jul	Aug	Sep	Oct	Nov	Dec
<i>Accidents Investigated</i>	49	44	54	60	48	44	62	68				
<i>Accidents with Injuries</i>	1	5	9	12	10	4	8	12				
<i>Search Warrants</i>	2	3	3	2	3	3	2	3				
<i>Arrest Warrants</i>	0	6	3	1	2	3	5	0				

Fairfield Police Monthly Report – August 2021

<i>Misdemeanor Summons</i>	4	11	6	5	5	5	6	7				
<i>Infractions Issued</i>	16	6	18	80	29	6	47	15				
<i>Fatalities</i>	0	1	0	0	0	0	0	2*				

<i>Animal Control</i>	Jan	Feb	Mar	Apr	May	Jun	Jul	Aug	Sep	Oct	Nov	Dec
<i>Complaints</i>	51	34	58	56	77	123	130	109				
<i>Wildlife Complaints</i>	15	11	16	17	36	67	77	53				
<i>Animals Tested for Rabies</i>	3	3	2	2	2	1	3	10				
<i>Animals Positive / Rabies</i>	0	0	1	0	1	0	0	0				
<i>Animal Bites</i>	1	1	0	3	3	4	6	4				
<i>Written Warnings</i>	3	6	8	8	7	3	4	9				
<i>Infractions</i>	1	1	1	1	2	1	1	1				
<i>Misdemeanors</i>	2	0	1	0	0	0	1	1				

Animal Control – Priority Patrols at Penfield Beach, Jennings and Lake Mohegan. There were no euthanized animals and animals sold as a pet. Two dogs and several cats impounded at the shelter.

*Note – the two fatalities listed were investigation assists for Bridgerport PD – one was for a fatal accident on Stratford Avenue and the other one was a Homicide on Lincoln Ave.

Traffic Enforcement Unit worked on the SHU Traffic Plan for back to school. They also did a data analysis of Beach Road at Fairfield Beach Road.

Traffic Enforcement Targeted Areas

- Redding Road
- Round Hill Road
- Fairfield Woods Road
- Unquowa Road
- Hulls Hwy
- Duck Farm Road
- Hulls Farm Road
- Park Avenue
- Melville Avenue
- Burr Street
- North Benson RD
- Congress Street
- Parkwood Road

<i>Marine Unit</i>	April	May	JUN	JUL	AUG	SEPT	OCT
<i>Complaints</i>	6	32	27	26	16		
<i>Boats Towed</i>	1	1	2	2	1		
<i>Written Warnings</i>	0	0	0	0	0		

<i>Arrests</i>	0	0	0	0	0		
<i>Safety Inspections</i>	2	7	3	2	0		
<i>Total Calls For Service</i>	8	32	30	26	16		
<i>Hours Underway</i>	15	68	140	165	190		
<i>Community Events</i>	1	4	3	1	0		
<i>Location Checks</i>	3	4	12	4	5		
<i>Fatalities</i>	0	0	0	0	0		

Administrative Services Bureau

Training

- ESU & Sniper Training
- Internal Affairs Investigations
- Marine/Dive Team
- FEMA Public Info Officer
- K9- Training
- Promotional Oral Boards
- First Line Supervisor Report writing
- COLLECT

Emergency Communications Center

- Construction continues at Sacred Heart University on the new communication center. Work has also begun on acquiring and configuring the new radio console units that will enable the center to ultimately connect to the State of CT radio infrastructure. At the end of this report is the last field report from our Construction Administrator.

Emergency Communications Center Call Statistics

	Jan	Feb	Mar	Apr	May	Jun	Jul	Aug	Sep	Oct	Nov	Dec
<i>Total Incoming Calls</i>	7,220	6,446	7,632	7,538	8,499	8470	8904	8570				
<i>Total 911 Calls</i>	1,578	1,454	1,607	1,632	2,020	2013	2030	1887				
<i>Total Outgoing Calls</i>	2,065	1,853	2,148	2,153	2,365	2312	2394	2832				
<i>Total CSFs Processed</i>	3,893	4,018	4,867	4,694	3,974	3403	3736	4107				
<i>% 911 Calls Under 10 Sec</i>	95.82	96.56	95.02	96.32	96.73	96.77	96.08	95.23				

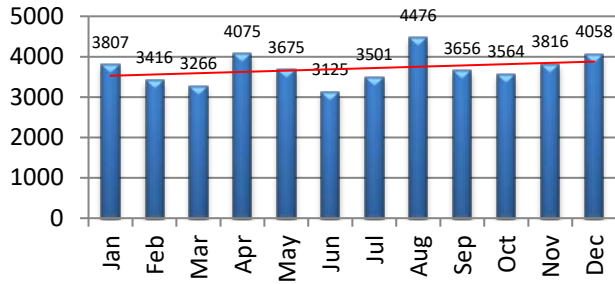
Section 3: Statistical Activity Summary

TOTAL CALLS FOR SERVICE

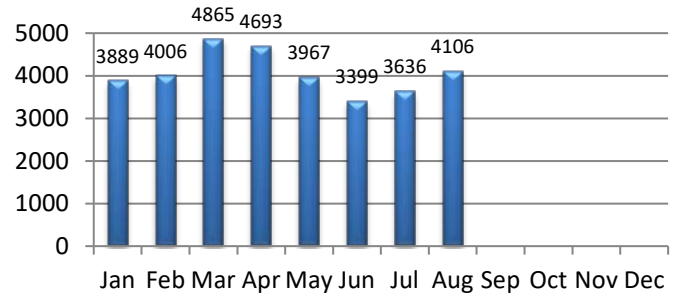
Calls for Service	Jan	Feb	Mar	Apr	May	Jun	Jul	Aug	Sep	Oct	Nov	Dec	YTD
2020	3807	3416	3266	4075	3675	3125	3501	4476	3656	3564	3816	4058	44,435
2021	3889	4006	4865	4693	3967	3399	3636	4106					32,561

Note: Includes miscellaneous calls that may not be listed under the call analysis section

Calls For Service - 2020



Calls for Service - 2021

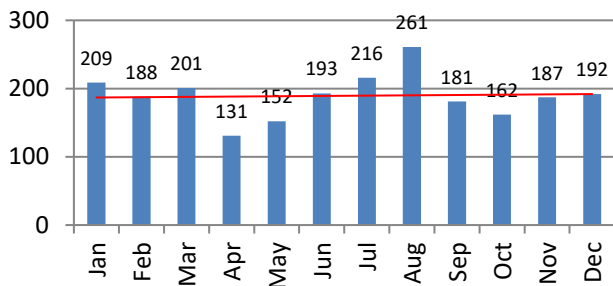


ALARM RESPONSE SUMMARY

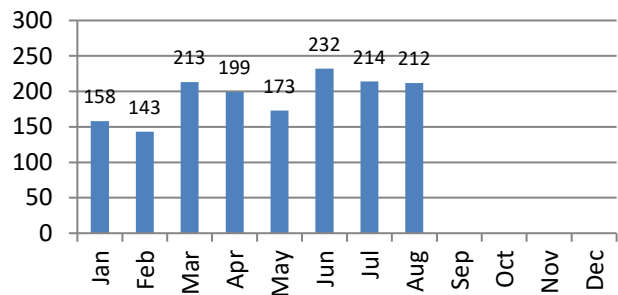
Total Alarms	Jan	Feb	Mar	Apr	May	Jun	Jul	Aug	Sep	Oct	Nov	Dec	YTD
2020	209	188	201	131	152	193	216	261	181	162	187	192	2,273
2021	158	143	213	199	173	232	214	212					1,544

False Alarms	Jan	Feb	Mar	Apr	May	Jun	Jul	Aug	Sep	Oct	Nov	Dec	YTD
2020	209	182	201	131	152	192	216	261	181	161	187	192	2,265
2021	158	143	211	199	173	231	214	212					1,541

Alarms - 2020



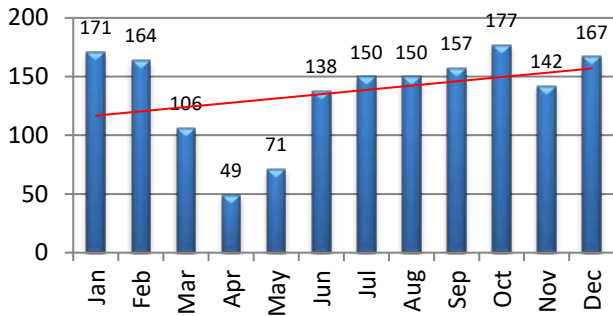
Alarms - 2021



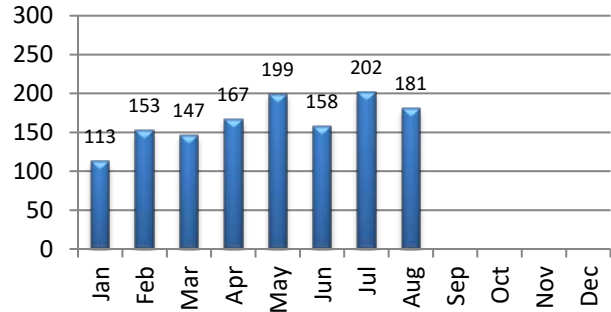
MOTOR VEHICLE ACTIVITY

MV Accidents	Jan	Feb	Mar	Apr	May	Jun	Jul	Aug	Sep	Oct	Nov	Dec	YTD
2020	171	164	106	49	71	138	150	150	157	177	142	167	1,642
2021	113	153	147	167	199	158	202	181					1,320

Motor Vehicle Accidents - 2020



Motor Vehicle Accidents - 2021



MV Enforcement	Jan	Feb	Mar	Apr	May	Jun	Jul	Aug	Sep	Oct	Nov	Dec	YTD
Warning-2020	438	305	109	4	214	129	324	371	300	162	226	324	2,906
2021	458	374	560	396	249	177	183	319					2,716

Infractions-2020	220	125	24	3	5	4	42	377	119	150	28	84	1,181
2021	71	134	270	520	155	95	246	367					1,858

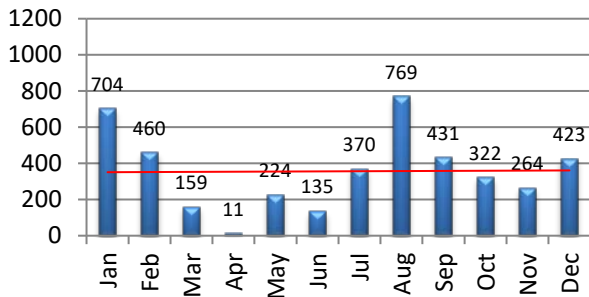
Misdemeanor-2020	34	18	14	0	1	1	3	16	6	6	8	11	118
2021	8	24	38	34	31	28	25	36					224

Custodial - 2020	5	5	2	0	2	1	3	1	1	0	0	2	22
2021	3	3	8	5	8	5	4	2					38

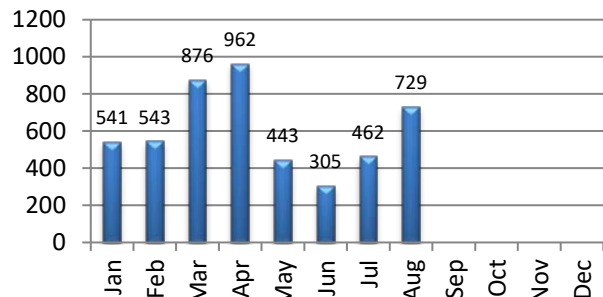
DUI Arrests - 2020	4	7	4	1	2	6	4	5	4	4	1	4	46
2021	2	6	9	14	10	2	6	5					54

MV Contacts - 2020	704	460	159	11	224	135	370	769	431	322	264	423	4,272
2021	541	543	876	962	443	305	462	729					4,861

MV Contacts - 2020



MV Contacts - 2021



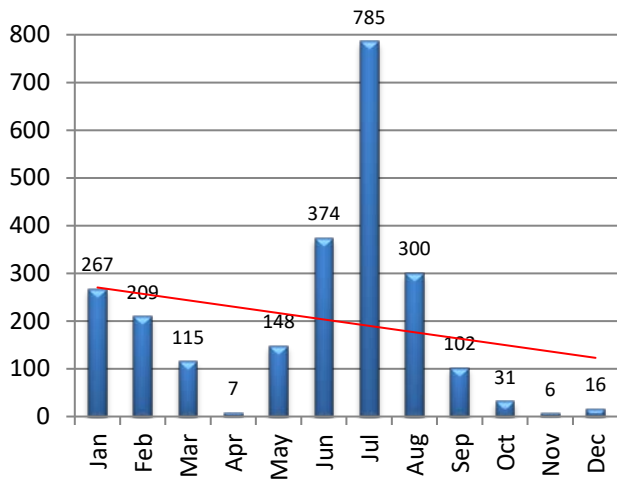
MV Enforcement: Type	Jan	Feb	Mar	Apr	May	Jun	Jul	Aug	Sep	Oct	Nov	Dec	YTD
Speeding Violations	78	114	229	111	36	78	184	323					1153
Seatbelt Violations	0	0	2	7	31	13	2	3					58
Registration Violations	3	24	46	53	46	31	49	54					306
License Violations	9	11	19	30	16	14	11	26					136
Distracted Driving	0	4	5	377	20	2	20	22					450
Suspended Licence	5	13	14	18	9	14	12	13					98
Stop Sign Violations	4	153	280	164	8	52	92	129					882
Traffic Light Violation	2	6	8	8	4	2	6	9					45

The above incidents are a overview of common violations. These statistics are not the only motor vehicle enforcement actions taken. The above show top 6 violations for the month.

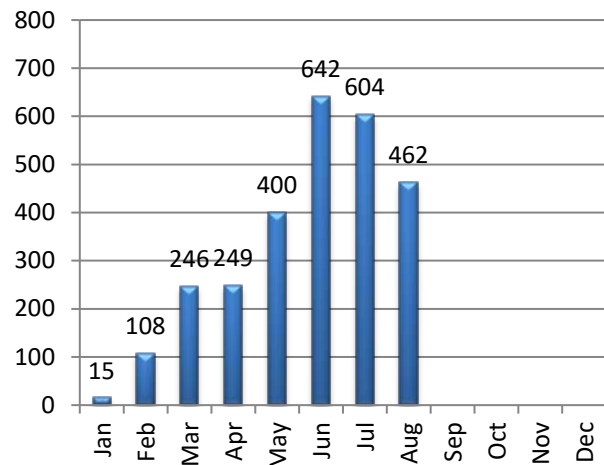
PARKING TICKET SUMMARY

Total Issued	Jan	Feb	Mar	Apr	May	Jun	Jul	Aug	Sep	Oct	Nov	Dec	YTD
2020	267	209	115	7	148	374	785	300	102	31	6	16	2360
2021	15	108	246	249	400	642	604	462					2726

Parking Tags Issued 2020



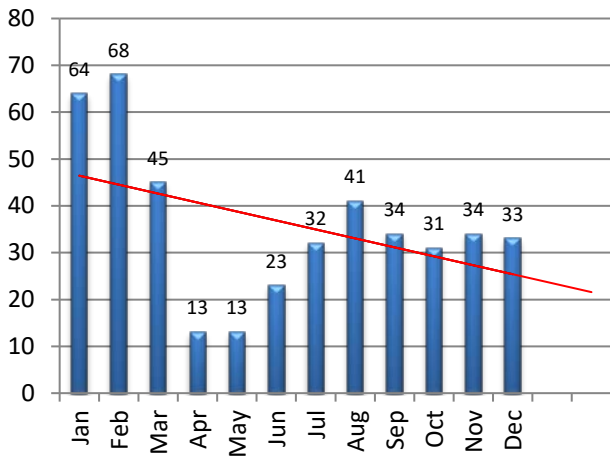
Parking Tags Issued - 2021



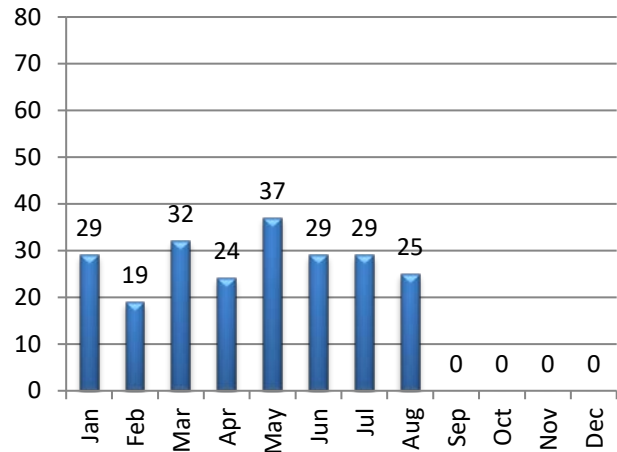
CRIMINAL ARREST SUMMARY

Criminal Arrests by Month	Jan	Feb	Mar	Apr	May	Jun	Jul	Aug	Sep	Oct	Nov	Dec	YTD
Larceny - 2020	46	52	32	6	10	14	24	28	19	18	27	21	297
2021	18	14	24	20	17	18	20	17					148
Vandalism - 2020	2	3	10	4	0	2	1	1	2	3	2	4	34
2021	4	1	1	2	4	5	5	0					22
MV Theft / Attempt - 2020	1	0	0	0	1	0	0	1	5	1	0	0	9
2021	0	1	0	0	2	0	0	0					3
Burglary / Attempt - 2020	12	7	1	2	2	3	3	9	2	6	4	3	54
2021	2	2	3	1	6	4	3	2					23
Assault - 2020	2	6	2	1	0	4	4	2	6	1	1	4	33
2021	5	1	4	1	8	2	1	5					27
Robbery - 2020	1	0	0	0	0	0	0	0	0	2	0	1	4
2021	0	0	0	0	0	0	0	1					1
2020	64	68	45	13	13	23	32	41	34	31	34	33	431
2021	29	19	32	24	37	29	29	25	0	0	0	0	224

Total Criminal Arrests - 2020



Total Criminal Arrests - 2021



Domestic Violence Arrests	Jan	Feb	Mar	Apr	May	Jun	Jul	Aug	Sep	Oct	Nov	Dec	YTD
2021	5	10	7	9	14	10	10	11					76

CALLS FOR SERVICE BREAKDOWN

		Jan	Feb	Mar	Apr	May	Jun	Jul	Aug	Sep	Oct	Nov	Dec	Total
911 HANG UP	2019	6	8	9	7	10	5	5	6	11	11	3	8	89
	2020	7	7	7	2	3	13	8	6	5	15	9	7	89
	2021	9	5	11	8	11	21	25	14					104
ABANDONED MOTOR VEHICLE	2019	9	8	14	6	4	9	14	5	7	5	10	4	95
	2020	7	7	5	4	7	4	5	10	8	6	9	8	80
	2021	5	4	3	6	4	12	4	10					48
AIRCRAFT CRASH	2019	0	0	0	0	0	0	0	0	0	0	0	0	0
	2020	0	0	0	0	0	0	0	0	0	0	0	0	0
	2021	0	0	0	0	0	0	0	0					0
AIRPLANE ACCIDENT	2019	0	0	0	0	0	0	0	0	0	0	0	0	0
	2020	0	0	0	0	0	0	0	0	0	0	0	0	0
	2021	0	0	0	0	0	0	0	0					0
ALARM	2019	0	0	0	0	0	0	0	1	0	0	0	0	1
	2020	0	0	0	0	0	0	0	0	0	0	0	0	0
	2021	0	0	1	0	211	232	214	212					870
ALARM EXCUSED	2019	0	3	0	0	3	0	1	1	1	1	0	1	11
	2020	0	6	0	0	0	0	0	0	0	1	0	0	7
	2021	0	0	2	0	0	1	0	0					3
ALARM FALSE	2019	243	211	227	232	250	261	273	283	215	203	250	254	2902
	2020	209	182	201	131	152	193	216	261	181	161	187	192	2266
	2021	158	143	211	199	173	231	214	212					1541
ANIMAL COMPLAINT	2019	66	73	117	90	103	125	120	127	100	99	76	61	1157
	2020	57	84	84	73	86	125	128	116	138	95	88	43	1117
	2021	65	43	62	63	86	113	109	107					648
ANIMAL RESCUE	2019	0	2	1	1	0	3	2	0	1	0	1	0	11
	2020	0	0	0	1	1	3	1	0	2	0	0	1	9
	2021	1	0	1	0	2	1	1	0					6
ANY SITUATION	2019	8	14	7	6	13	9	16	11	1	10	15	5	115
	2020	6	1	10	6	3	13	14	34	11	5	9	9	121
	2021	5	13	12	7	7	7	13	10					74

		Jan	Feb	Mar	Apr	May	Jun	Jul	Aug	Sep	Oct	Nov	Dec	Total
ASSAULT	2019	2	3	4	2	3	1	0	3	2	1	5	1	27
	2020	1	4	2	0	0	3	4	0	3	3	2	2	24
	2021	2	0	2	4	5	2	2	6					23
ASSAULT IN PROGRESS	2019	0	0	0	0	0	0	0	0	0	0	0	0	0
	2020	0	0	0	0	0	0	0	0	0	0	0	0	0
	2021	0	0	0	1	0	1	0	0					2
ASSISTANCE	2019	186	180	174	171	181	186	177	171	216	210	175	156	2183
	2020	163	159	107	106	134	151	134	159	177	166	113	127	1696
	2021	126	174	152	151	176	180	186	189					1334
BANK ESCORT	2019	22	15	21	22	22	20	22	22	19	22	16	21	244
	2020	23	19	22	18	11	12	23	21	21	21	16	21	228
	2021	21	15	22	21	16	22	21	19					157
BOAT CRASH	2019	0	0	0	0	0	0	0	0	0	0	0	0	0
	2020	0	0	0	0	0	0	0	0	0	0	0	0	0
	2021	0	0	0	0	0	0	0	0					0
BOAT FIRE (AT DOCK)	2019	0	0	0	0	0	0	0	0	0	0	0	0	0
	2020	0	0	0	0	0	0	0	0	0	0	0	0	0
	2021	0	0	0	0	0	1	0	0					1
BOMB THREAT	2019	0	0	0	0	0	0	0	0	0	0	0	0	0
	2020	0	0	0	0	0	0	0	0	0	0	0	0	0
	2021	0	0	0	0	0	0	0	0					0
BREACH OF PEACE	2019	46	35	54	37	54	67	43	53	52	51	50	39	581
	2020	40	49	46	42	64	45	67	62	47	49	36	47	594
	2021	51	38	55	38	54	60	56	61					413
BURGLARY	2019	0	3	1	2	1	1	1	1	1	1	0	5	17
	2020	2	3	0	0	0	1	2	3	0	0	1	0	12
	2021	0	1	0	0	2	7	1	6					17
BURGLARY - RESIDENCE	2019	2	1	1	0	4	1	6	2	1	0	0	0	18
	2020	8	1	1	2	2	2	0	2	0	3	5	2	28
	2021	4	1	3	0	1	1	6	3					19

		Jan	Feb	Mar	Apr	May	Jun	Jul	Aug	Sep	Oct	Nov	Dec	Total
BURGLARY - COMMERCIAL	2019	4	1	3	0	0	6	4	2	3	3	0	0	26
	2020	1	5	3	2	0	2	2	1	3	3	2	3	27
	2021	1	1	1	1	1	4	6	2					17
BURGLARY - GARAGE	2019	1	0	0	0	0	0	1	5	0	3	0	3	13
	2020	2	2	1	0	4	2	2	7	3	2	2	6	33
	2021	0	0	0	2	0	2	0	1					5
BURGLARY - SCHOOL	2019	0	0	0	0	0	0	0	0	0	0	0	0	0
	2020	1	1	0	0	1	0	0	0	0	0	0	0	3
	2021	0	0	0	0	0	0	0	0					0
BURGLARY ATTEMPT	2019	1	1	0	1	1	0	0	2	1	1	1	0	9
	2020	0	0	0	0	0	0	0	0	1	0	1	0	2
	2021	1	0	0	0	0	1	0	1					3
BURGLARY ATTEMPT - RESIDENCE	2019	0	0	1	0	3	1	5	1	1	2	0	0	14
	2020	0	1	0	1	1	0	0	1	0	0	0	0	4
	2021	0	1	0	3	0	1	0	1					6
BURGLARY ATTEMPT - COMMERCIAL	2019	0	0	2	0	0	0	0	1	1	2	0	0	6
	2020	0	3	2	0	0	1	0	0	0	0	0	1	7
	2021	0	0	0	2	0	0	1	0					3
BURGLARY ATTEMPT - SCHOOL	2019	0	0	0	0	0	0	0	0	0	0	0	0	0
	2020	0	1	0	0	0	0	0	0	0	0	0	0	1
	2021	0	0	0	0	0	0	0	0					0
BURGLARY IN PROGRESS	2019	0	0	0	0	0	0	0	0	0	0	0	0	0
	2020	1	0	0	0	0	0	0	0	0	0	0	0	1
	2021	0	0	0	0	0	0	0	0					0
BUSINESS/LOCATION CHECK	2019	1352	1192	1271	1086	1096	761	703	888	985	1047	823	745	11949
	2020	937	929	1323	2289	1335	665	581	531	812	693	577	721	11393
	2021	826	1121	1409	1234	1143	866	737	999					8335
CANCEL 911 HANG-UP	2019	0	2	1	0	3	1	0	0	1	0	0	1	9
	2020	1	1	1	1	1	0	0	2	0	0	1	0	8
	2021	0	0	0	0	1	0	0	0					1

		Jan	Feb	Mar	Apr	May	Jun	Jul	Aug	Sep	Oct	Nov	Dec	Total
CANCELLED ALARM	2019	51	49	46	42	61	63	44	59	47	45	53	48	608
	2020	58	55	54	35	41	36	44	71	46	27	48	53	568
	2021	46	28	41	37	36	43	41	47					319
COMMUNITY EVENT	2019	46	42	25	39	64	43	46	34	85	91	108	29	652
	2020	28	37	24	8	6	26	11	11	20	20	12	6	209
	2021	8	2	12	22	21	15	22	20					122
DEAD ANIMAL ON ROADWAY	2019	2	0	2	2	1	4	1	2	4	6	4	0	28
	2020	1	4	2	5	5	2	6	2	0	1	3	2	33
	2021	0	2	2	3	3	3	1	3					17
DEAD ON ARRIVAL	2019	2	2	3	6	0	3	5	4	1	3	4	2	35
	2020	2	3	2	4	3	1	2	3	2	4	5	4	35
	2021	5	2	1	3	3	0	1	3					18
DOOR UNLOCKED	2019	11	5	5	6	6	3	2	4	10	10	6	3	71
	2020	6	6	2	2	0	3	2	3	5	2	2	2	35
	2021	2	3	2	0	4	1	1	1					14
DROWNING	2019	0	0	0	0	0	0	0	1	0	0	0	0	1
	2020	0	0	0		0	0	0	0	0	0	0	0	0
	2021	0	0	0	0	0	0	0	0					0
EMERGENCY MEDICAL CALL	2019	272	264	261	272	263	262	256	263	274	267	312	290	3256
	2020	251	348	242	297	314	295	285	252	233	256	282	306	3361
	2021	293	317	331	332	301	216	269	217					2276
ESCAPE	2019	0	0	0	0	0	0	0	0	0	0	0	0	0
	2020	0	0	0	0	0	0	0	0	0	0	0	0	0
	2021	0	0	0	0	0	0	0	0					0
FIRE	2019	0	2	1	0	0	0	0	0	0	0	0	1	4
	2020	0	0	0	0	0	1	0	0	0	0	0	0	1
	2021	0	0	2	0	1	0	0	0					3
FIREWORKS COMPLAINT	2019	1	0	3	0	11	8	29	5	3	2	0	2	64
	2020	1	0	3	1	10	47	62	5	4	5	3	7	148
	2021	6	0	2	1	11	17	42	6					85

		Jan	Feb	Mar	Apr	May	Jun	Jul	Aug	Sep	Oct	Nov	Dec	Total
FOLLOW UP INVESTIGATION	2019	1	1	2	0	0	0	0	0	0	1	0	0	5
	2020	0	0	0	0	0	0	0	0	1	0	0	1	2
	2021	0	0	0	0	0	0	0	0					0
FUNERAL ESCORT	2019	28	13	10	12	15	16	20	15	17	13	20	17	196
	2020	20	12	13	6	4	4	10	5	3	11	5	14	107
	2021	13	6	14	11	10	11	9	14					88
GPS ALERT	2019	0	0	0	0	1	5	0	0	0	0	0	0	6
	2020	0	0	0	0	0	0	1	0	0	1	0	1	3
	2021	2	1	3	3	0	3	4	4					20
HARASSMENT	2019	16	16	13	12	18	14	14	10	15	15	14	10	167
	2020	16	14	8	7	17	22	18	19	18	13	19	9	180
	2021	20	18	16	13	14	15	23	11					130
HOMICIDE	2019	0	1	0	0	0	0	0	0	0	0	0	0	1
	2020	0	0	0	0	0	0	0	0	0	0	0	0	0
	2021	0	0	0	0	0	0	0	0					0
ICE / WATER RESCUE	2019	0	0	0	0	0	0	0	0	0	0	0	0	0
	2020	0	0	0	0	0	0	0	0	0	0	0	0	0
	2021	0	0	0	0	0	0	0	0					0
INFORMATION	2019	30	20	46	30	33	45	18	31	34	38	30	27	382
	2020	46	45	98	372	298	82	94	59	168	395	938	971	3566
	2021	715	648	511	461	117	7	5	4					2468
INTOXICATED SUBJECT	2019	4	5	11	8	3	7	5	4	18	4	6	3	78
	2020	7	4	4	1	4	2	1	2	1	3	2	2	33
	2021	4	0	4	2	7	5	6	4					32
INVESTIGATION	2019	140	118	157	140	202	155	151	184	193	187	178	168	1973
	2020	155	148	117	94	158	185	174	197	180	185	165	125	1883
	2021	133	123	162	180	218	175	174	205					1370
INVESTIGATION- SENIOR CITIZEN	2019	0	1	2	0	0	1	1	0	1	1	0	1	8
	2020	1	0	2	1	0	2	0	0	0	0	0	0	6
	2021	1	1	1	1	0	1	0	0					5

		Jan	Feb	Mar	Apr	May	Jun	Jul	Aug	Sep	Oct	Nov	Dec	Total
INVESTIGATION-ARREST	2019	1	0	7	1	3	1	0	7	2	1	1	1	25
	2020	0	3	1	0	2	0	0	1	1	1	0	0	9
	2021	1	2	4	6	13	2	2	3					33
INVESTIGATION-BAD CHECK	2019	1	0	0	0	0	0	0	0	0	0	0	0	1
	2020	0	0	0	0	0	1	0	0	0	0	0	0	1
	2021	0	0	0	0	0	0	1	1					2
INVESTIGATION-COUNTERFEIT	2019	2	1	0	0	1	2	2	0	0	1	2	1	12
	2020	2	1	2	1	1	0	0	0	1	2	0	0	10
	2021	0	0	1	0	0	1	1	0					3
INVESTIGATION-CREDIT CARD FRAUD	2019	3	3	3	2	1	1	2	1	2	1	1	1	21
	2020	4	3	1	0	1	0	0	0	1	2	2	3	17
	2021	0	2	3	2	0	0	0	0					7
INVESTIGATION-FINANCIAL CRIME	2019	0	2	2	0	3	2	1	2	0	3	4	1	20
	2020	0	0	5	1	1	1	1	0	0	5	1	1	16
	2021	1	1	4	3	1	0	1	1					12
INVESTIGATION-FORGERY	2019	3	0	2	2	6	9	3	2	1	2	3	0	33
	2020	4	4	1	0	0	2	1	8	1	0	1	1	23
	2021	1	2	1	1	0	1	1	0					7
INVESTIGATION-INTERNET CRIME	2019	4	0	3	1	3	3	4	0	0	4	0	1	23
	2020	0	1	0	0	0	2	0	4	2	3	1	1	14
	2021	1	2	3	3	1	2	0	1					13
INVESTIGATION-WARRANT ARREST	2019	13	13	17	20	12	9	14	6	14	13	8	17	156
	2020	17	12	2	0	2	1	5	3	3	4	11	4	64
	2021	6	3	6	2	13	6	7	6					49
LARCENY IN PROGRESS	2019	1	0	0	0	0	0	2	1	0	0	0	0	4
	2020	1	0	0	0	0	1	0	1	1	0	0	0	4
	2021	0	0	0	0	0	0	0	0					0
LARCENY/THEFT	2019	16	21	19	27	17	23	32	21	28	30	13	32	279
	2020	22	11	15	5	12	30	19	28	21	31	19	15	228
	2021	15	6	17	10	2	18	29	11					108

		Jan	Feb	Mar	Apr	May	Jun	Jul	Aug	Sep	Oct	Nov	Dec	Total
LARCENY-EMPLOYEE THEFT	2019	4	0	1	1	0	2	2	0	0	0	1	0	11
	2020	0	0	0	0	0	0	0	0	1	0	0	0	1
	2021	0	0	0	0	0	2	0	0					2
LARCENY-IDENTITY THEFT	2019	14	5	8	10	6	10	15	9	5	7	9	2	100
	2020	13	4	6	7	9	5	6	6	7	8	10	6	87
	2021	12	6	12	3	4	7	2	6					52
LOCKOUT	2019	0	0	0	0	0	0	0	0	0	0	0	0	0
	2020	0	0	0	0	0	1	0	0	0	0	0	0	1
	2021	0	0	0	0	0	0	0	0					0
M.V. ACCIDENT	2019	166	154	183	194	183	193	214	169	201	203	218	222	2300
	2020	150	153	94	44	63	119	130	138	139	157	119	151	1457
	2021	103	135	121	135	171	139	202	161					1167
M.V. ACCIDENT WITH INJURIES	2019	25	25	25	25	33	28	24	20	24	23	20	27	299
	2020	21	11	12	5	8	19	20	12	18	20	23	16	185
	2021	10	18	26	1	4	19	19	12					109
MASS CASUALTY INCIDENT	2019	0	0	0	0	0	0	0	0	0	0	0	0	0
	2020	0	0	0	0	0	0	0	0	0	0	0	0	0
	2021	0	0	0	0	0	0	0	0					0
MEDICAL ALARM	2019	1	2	3	3	4	1	2	3	3	2	1	2	27
	2020	3	0	2	4	0	0	2	2	1	3	0	2	19
	2021	3	3	1	2	1	4	3	0					17
MENTAL PATIENT	2019	10	3	5	3	1	4	9	2	3	4	1	4	49
	2020	3	1	1	14	7	6	2	6	5	4	2	1	52
	2021	6	2	2	8	8	3	7	2					38
MISSING PERSON	2019	1	3	4	1	3	5	0	3	2	2	1	4	29
	2020	3	5	1	3	4	2	5	2	1	0	1	3	30
	2021	2	2	6	8	5	4	4	1					32
NARCOTIC VIOLATION IN PROGRESS	2019	0	0	0	0	0	0	0	0	0	1	0	0	1
	2020	1	0	0	0	0	0	0	0	1	0	0	0	2
	2021	1	0	0	0	0	1	0	0					2

		Jan	Feb	Mar	Apr	May	Jun	Jul	Aug	Sep	Oct	Nov	Dec	Total
NARCOTICS VIOLATION	2019	4	6	4	2	2	3	11	5	2	12	7	4	62
	2020	4	4	3	0	3	0	0	1	4	4	2	2	27
	2021	2	2	2	1	8	1	2	3					21
NOISE COMPLAINT	2019	18	11	15	20	36	42	33	37	58	45	34	17	366
	2020	14	10	10	12	65	56	46	60	66	67	37	26	469
	2021	23	24	45	30	65	50	47	42					326
OFFICER NEEDS ASSISTANCE	2019	0	0	0	0	0	0	0	0	0	0	0	0	0
	2020	0	0	0	0	0	0	0	0	0	0	0	0	0
	2021	0	0	0	0	0	0	0	0					0
OTHER RESCUE	2019	1	0	0	0	2	1	0	0	0	0	0	0	4
	2020	0	0	0	0	0	0	0	0	1	0	0	0	1
	2021	0	1	0	0	0	0	0	0					1
PACOS ASSIGNMENT	2019	32	15	21	13	15	15	19	36	41	30	16	18	271
	2020	130	93	42	6	88	63	105	64	59	33	29	46	758
	2021	78	43	68	64	33	20	22	93					421
PARKING VIOLATION	2019	34	23	38	48	46	47	49	25	80	39	40	29	498
	2020	37	25	29	18	34	101	107	62	65	36	19	28	561
	2021	21	38	32	34	61	32	65	32					315
PISTOL PERMIT APPLICATION	2019	21	10	7	7	4	15	7	11	6	12	9	19	128
	2020	14	22	13	0	0	64	103	93	61	81	78	65	594
	2021	43	50	44	28	19	29	6	31					250
RECKLESS DRIVER	2019	19	26	25	25	45	21	30	30	38	33	33	31	356
	2020	29	18	27	14	27	29	33	29	41	31	39	20	337
	2021	22	24	33	36	44	47	30	29					265
RECOVERED PROPERTY	2019	20	8	14	10	16	18	20	17	26	11	17	12	189
	2020	19	10	13	18	21	22	22	16	14	8	21	11	195
	2021	11	11	12	14	22	19	16	22					127
RIOT	2019	0	0	0	0	0	0	0	0	0	0	0	0	0
	2020	0	0	0	0	0	0	0	0	0	0	0	0	0
	2021	0	0	0	0	0	0	0	0					0

		Jan	Feb	Mar	Apr	May	Jun	Jul	Aug	Sep	Oct	Nov	Dec	Total
ROAD HAZARD	2019	37	34	47	35	33	78	86	58	34	51	36	49	578
	2020	24	19	14	35	26	36	33	311	36	20	49	30	633
	2021	27	21	39	27	22	24	55	25					240
ROBBERY	2019	0	0	0	3	4	1	0	2	1	2	0	1	14
	2020	1	0	0	1	0	0	0	0	1	3	1	0	7
	2021	1	0	0	1	0	0	1	1					4
ROBBERY IN PROGRESS	2019	0	0	0	0	0	0	0	0	0	0	0	0	0
	2020	0	0	0	0	0	0	0	0	0	0	0	0	0
	2021	0	0	0	0	0	0	0	0					0
SEX VIOLATION	2019	0	0	1	0	1	1	1	0	1	0	1	1	7
	2020	0	1	1	0	0	0	1	1	0	1	0	0	5
	2021	1	0	1	2	2	1	2	3					12
SEX VIOLATION IN PROGRESS	2019	0	0	0	0	0	0	0	0	0	0	0	0	0
	2020	0	0	0	0	0	0	0	0	0	0	0	0	0
	2021	0	0	0	0	0	0	0	0					0
SHOPLIFTER	2019	17	14	21	10	22	16	23	15	19	30	22	23	232
	2020	31	31	24	14	21	30	22	20	25	22	25	27	292
	2021	22	24	24	16	21	21	23	29					180
STOLEN VEHICLE	2019	4	3	3	2	3	4	7	5	12	11	1	2	57
	2020	6	4	4	6	5	12	16	21	10	14	8	8	114
	2021	7	4	2	12	16	8	3	12					64
STOLEN VEHICLE ATTEMPT	2019	0	0	0	0	0	0	0	0	1	0	0	0	1
	2020	1	0	0	0	0	0	0	0	0	0	0	0	1
	2021	0	0	0	0	1	0	0	0					1
STOLEN VEHICLE IN PROGRESS	2019	0	0	0	0	0	0	0	0	0	0	0	0	0
	2020	0	0	0	0	0	0	0	0	0	0	0	0	0
	2021	0	0	0	0	0	0	0	0					0
STRUCTURE FIRE	2019	0	0	7	5	8	5	10	3	3	5	1	3	50
	2020	2	8	5	3	0	12	6	9	5	5	13	9	77
	2021	5	12	17	3	6	7	2	4					56

		Jan	Feb	Mar	Apr	May	Jun	Jul	Aug	Sep	Oct	Nov	Dec	Total
SUICIDE	2019	0	0	0	1	0	0	1	1	0	1	0	0	4
	2020	0	0	0	1	0	0	0	1	0	1	0	0	3
	2021	0	1	1	0	0	1	1	0					4
SUICIDE ATTEMPT	2019	0	0	2	0	0	0	2	1	2	1	0	1	9
	2020	1	1	0	0	1	1	1	1	1	4	0	1	12
	2021	0	2	1	3	2	0	0	1					9
SUICIDE THREAT	2019	4	4	7	1	4	6	4	1	6	3	4	4	48
	2020	6	4	5	3	3	4	5	2	5	2	4	4	47
	2021	4	1	3	3	6	3	4	2					26
SUSPICIOUS PERSON	2019	42	38	34	53	57	49	57	49	45	48	39	43	554
	2020	54	31	33	22	28	24	41	43	27	42	33	35	413
	2021	29	19	20	21	25	21	52	36					223
SUSPICIOUS VEHICLE	2019	29	28	19	23	25	16	17	22	23	27	21	28	278
	2020	19	24	21	22	18	16	22	18	16	16	33	21	246
	2021	19	10	21	14	17	20	12	17					130
TEST	2019	0	0	0	0	0	0	10	12	13	5	5	6	51
	2020	14	5	3	3	3	3	5	7	6	3	0	1	53
	2021	2	4	5	3	1	2	2	17					36
THEFT FROM MOTOR VEHICLE	2019	9	14	31	22	10	13	42	26	42	35	18	24	286
	2020	33	37	33	40	36	36	46	75	31	36	25	39	467
	2021	24	7	14	53	63	37	21	19					238
TRAFFIC CONTROL MALFUNCTION	2019	4	5	5	6	9	5	17	7	5	4	8	5	80
	2020	2	1	4	3	3	2	11	11	3	6	10	5	61
	2021	1	3	3	4	1	4	6	10					32
TRAIN ACCIDENT	2019	0	0	0	0	0	0	0	0	0	0	0	0	0
	2020	0	0	0	0	0	0	0	0	0	0	0	0	0
	2021	0	0	0	0	0	0	0	0					0
TRESPASSER	2019	7	8	12	11	9	14	7	3	6	7	8	13	105
	2020	5	10	10	26	7	17	21	15	9	7	10	15	152
	2021	12	6	13	8	1	10	13	10					73

		Jan	Feb	Mar	Apr	May	Jun	Jul	Aug	Sep	Oct	Nov	Dec	Total
UNKNOWN TROUBLE	2019	0	0	0	0	1	0	0	1	1	0	0	0	3
	2020	0	0	0	0	0	0	1	0	0	1	1	0	3
	2021	0	0	0	1	1	1	0	0					3
VANDALISM IN PROGRESS	2019	0	0	1	0	0	0	0	0	0	0	0	0	1
	2020	0	0	1	0	0	0	0	0	0	0	0	0	1
	2021	0	0	0	0	0	0	0	0	0				0
VANDALISM MISCELLANEOUS	2019	2	0	7	4	4	5	4	2	3	4	1	4	40
	2020	6	6	5	2	8	7	9	6	9	13	5	3	79
	2021	2	2	3	2	5	10	2	14					40
VANDALISM TO STRUCTURE	2019	1	3	1	0	1	0	4	2	0	2	2	1	17
	2020	1	1	2	0	3	1	1	0	3	2	1	2	17
	2021	3	0	3	5	5	6	3	9					34
VANDALISM TO VEHICLE	2019	3	1	1	3	5	6	3	7	5	8	9	6	57
	2020	8	7	6	2	4	3	3	3	3	4	3	2	48
	2021	2	3	2	1	5	4	5	3					25
VESSEL INSPECTION	2019	0	0	0	0	5	3	3	1	0	0	0	0	12
	2020	0	0	0	0	0	4	0	1	0	0	0	0	5
	2021	0	0	0	1	7	3	2	0					13
WATER RESCUE	2019	0	0	0	0	1	1	1	2	0	1	0	1	7
	2020	0	1	0	1	1	3	3	1	1	2	0	0	13
	2021	0	0	0	0	0	2	2	1					5
WIRES DOWN	2019	3	6	26	2	3	11	15	12	1	19	1	5	104
	2020	1	2	0	1	1	2	11	91	3	1	14	7	134
	2021	5	0	8	4	8	4	7	6					42



Field Report No.:		011	
SP&A Project No: <u>19-373</u>		Report Date: <u>8-24-2021</u>	Time: <u>11:00AM</u>
Project: Emergency Communication Ctr at Sacred Heart University <i>(Name & Location)</i> 515 Park Ave Fairfield, CT 06825		General Contractor: PAC Group, LLC	
Weather		Site Conditions	
<input type="checkbox"/> Temp. Range: <u>83°</u> <input checked="" type="checkbox"/> Clear <input type="checkbox"/> Rain <input type="checkbox"/> Foggy <input checked="" type="checkbox"/> Warm <input type="checkbox"/> Overcast <input type="checkbox"/> Snow <input type="checkbox"/> Cold <input type="checkbox"/> Hot		<input checked="" type="checkbox"/> Clear <input type="checkbox"/> Dusty <input type="checkbox"/> Muddy <input type="checkbox"/> Windy <input type="checkbox"/> Other	
Day of Week			
<input type="checkbox"/> Monday <input type="checkbox"/> Thursday <input checked="" type="checkbox"/> Tuesday <input type="checkbox"/> Friday <input type="checkbox"/> Wednesday <input type="checkbox"/> Saturday			
Type of Work Observed Being Performed			
1	<input type="checkbox"/> Site work	7	<input checked="" type="checkbox"/> General Trades/Framing
2	<input type="checkbox"/> Demolition	8	<input checked="" type="checkbox"/> Windows & Doors
3	<input type="checkbox"/> Concrete	9	<input type="checkbox"/> Roofing
4	<input type="checkbox"/> Masonry	10	<input checked="" type="checkbox"/> Flooring
5	<input type="checkbox"/> Steel/Misc. Metals	11	<input checked="" type="checkbox"/> Ceilings
6	<input type="checkbox"/> Carpentry/Casework/ Mill Work	12	<input checked="" type="checkbox"/> Painting/Interior Finishes
13	<input type="checkbox"/> Specialties/ Food Service	14	<input type="checkbox"/> Elevators
15	<input checked="" type="checkbox"/> Plumbing	16	<input checked="" type="checkbox"/> HVAC
17	<input checked="" type="checkbox"/> Electrical	18	<input type="checkbox"/> Temperature Controls/BMS
19	<input checked="" type="checkbox"/> Sprinkler	20	<input type="checkbox"/> Furniture Install
21	<input type="checkbox"/> Iron workers	22	<input type="checkbox"/> Tester (IMTL)
23	<input type="checkbox"/> Audio Vis/Low Volt	24	<input type="checkbox"/> Other: ACT grid
Specific Materials Used and Location of Work Performed:			
- VCT flooring continues - Ballistic window installation continues. - Ceramic tile installation has been completed. - Ballistic storefront frame & doors installation completed (glazing will be installed shortly). - Door hardware installations continues. - Painting continues. - ACT grid installation continues. - Ceiling lighting installations continues. - ATS & MTS switch installation continues. - Plumbing fixture installation continues. - Sprinkler installations continues. - FA wiring installation continues. - VRF installation continues. - Refrigerant piping insulation in Dispatch 120 continues.			
General Remarks:			
- Approximate total # of workers -12 - Percentage of Work Complete: 80%			
Visitors:			
N/A			
Construction Administrator: _____		<i>Glen Davis</i> _____ <i>(Signature)</i>	
<i>Glen Davis</i> <i>(Print Name)</i>		8-24-2021 <i>(Date)</i>	
Copies To:	<input type="checkbox"/> CA <input type="checkbox"/> Architect	<input checked="" type="checkbox"/> Contractor	<input checked="" type="checkbox"/> Owner

PHOTOS (see next page):



West Elevation – VRF-1 & VRF-2, platforms, & refrigerant piping installation continues.



North Elev. – Ballistic window installations continue.



North Elev. – Ballistic window & installations continue.



Server Room 122 – Storefront door installation continues.




Server Room 122 – ATS & MTS Switches



Office 111 – Interior storefront installed.



Dispatch 120 – Electrical wiring for Workstations / LVT Installed.



Dispatch 120 – FA strobes & wiring installations continue.



Dispatch 120 – Cassette, Diffuser, & Light fixture installed,



Dispatch 120 – Condensing lines continues at drywall soffit.



Corr. 118 – Painting continues.



WMN 115 – Plumbing fixture installations continues.

SILVER / PETRUCELLI + ASSOCIATES



Architects / Engineers / Interior Designers
3190 Whitney Avenue, Hamden, CT 06518-2340
Tel: 203 230 9007 Fax: 203 230 8247
silverpetrucelli.com

**Field
Report**
Page 11 of 11